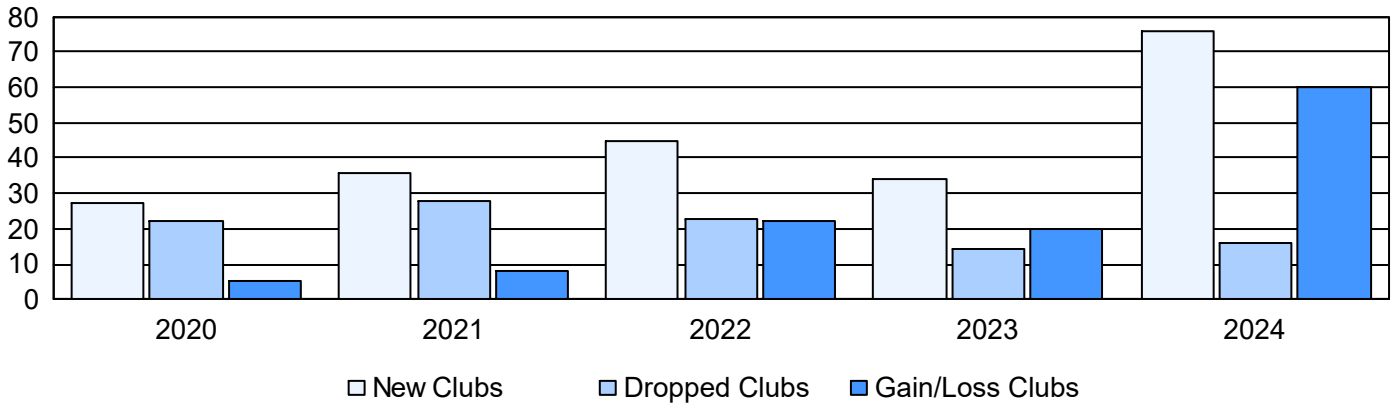
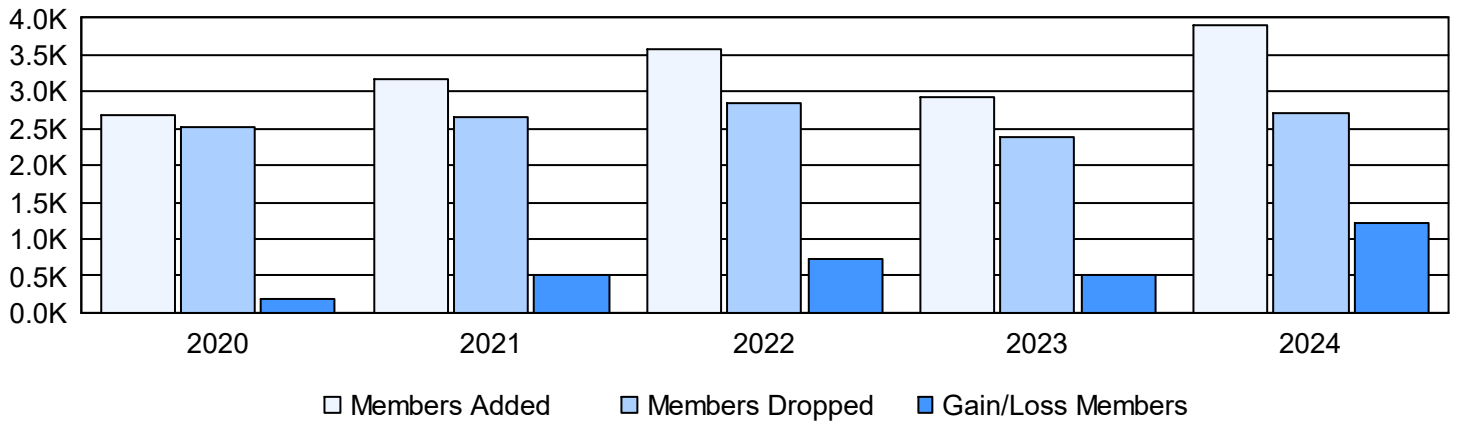


Year	New Clubs	Dropped Clubs	Gain/Loss Clubs	New Members	Charter Members	Reinstate Members	Transfer Members	Total Member Added	Total Members Dropped	Gain/Loss Members
2019-2020	27	22	5	1,683	820	96	85	2,684	2,512	172
2020-2021	36	28	8	1,955	1,037	131	60	3,183	2,659	524
2021-2022	45	23	22	2,163	1,277	72	53	3,565	2,841	724
2022-2023	34	14	20	1,612	1,001	243	59	2,915	2,393	522
2023-2024	76	16	60	1,834	1,815	194	74	3,917	2,699	1,218
Average	44	21	23	1,849	1,190	147	66	3,253	2,621	632

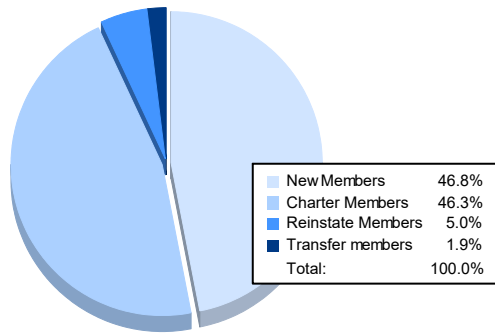
Clubs



Members



Membership Composition June 2024 Cumulative



Gender Composition June 2024 Cumulative

